


Chassis

Small Rack Mount Chassis



Design Features

Five sizes of aluminum rack mount chassis. 1U and 2U versions, in three different depths. Adaptable for slide mounting. Requires two pairs of panel mounting rails when used with slides. Panels are .10" thick aluminum. Chassis are .05" thick aluminum.

[Click on Image for Larger View](#)

Catalog Number	Drawings	Weight (Lbs.)	Chassis Depth	Chassis Width	Panel Width	Panel Height
CH-14400	PDF DXF	1	4"	17"	19"	1.75"
CH-14401	PDF DXF	1.5	8"	17"	19"	1.75"
CH-14402	PDF DXF	2.5	16"	17"	19"	1.75"
CH-14403	PDF DXF	2	8"	17"	19"	3.5"
CH-14404	PDF DXF	3	16"	17"	19"	3.5"

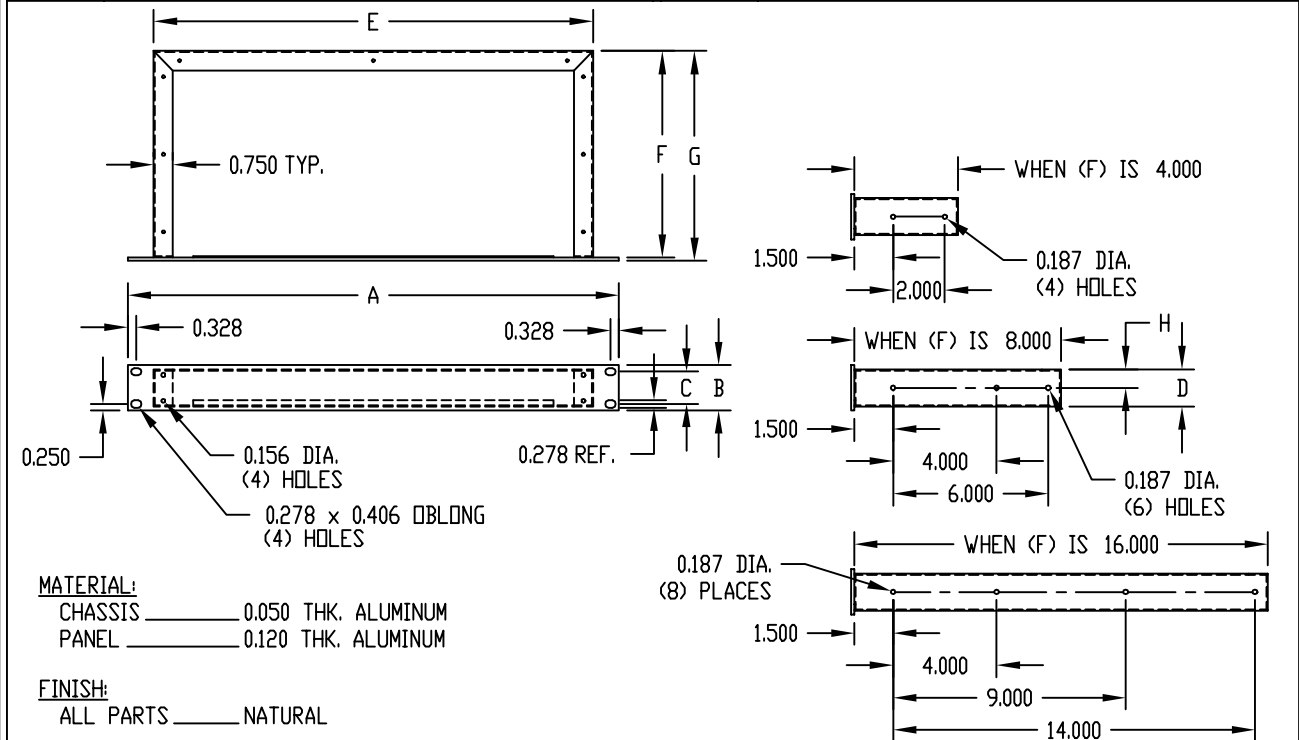
[DXF](#) Autocad DXF Specifications File
(Requires CAD software such as AutoCAD)

[PDF](#) Adobe PDF Specifications File



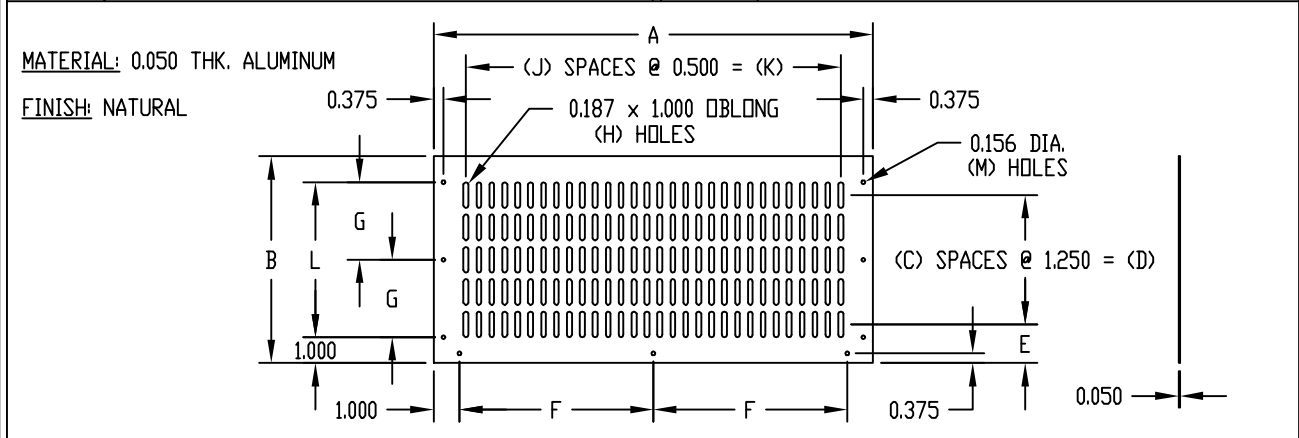
[Download PDF Viewer](#)

PART NAME	RACKMOUNT CHASSIS	PART No.	CH-14400 TO CH-14404 & CH-14410 TO CH-14414
-----------	-------------------	----------	---------------------------------------------



PART NO.	A	B	C	D	E	F	G	H
CH-14400	19.000	1.750	1.250	1.437	17.000	4.000	4.120	0.719
CH-14401	19.000	1.750	1.250	1.437	17.000	8.000	8.120	0.719
CH-14402	19.000	1.750	1.250	1.437	17.000	16.000	16.120	0.719
CH-14403	19.000	3.500	3.000	3.187	17.000	8.000	8.120	1.594
CH-14404	19.000	3.500	3.000	3.187	17.000	16.000	16.120	1.594
CH-14410	24.000	1.750	1.250	1.437	22.000	4.000	4.120	0.719
CH-14411	24.000	1.750	1.250	1.437	22.000	8.000	8.120	0.719
CH-14412	24.000	1.750	1.250	1.437	22.000	16.000	16.120	0.719
CH-14413	24.000	3.500	3.000	3.187	22.000	8.000	8.120	1.594
CH-14414	24.000	3.500	3.000	3.187	22.000	16.000	16.120	1.594

PART NAME	CHASSIS COVER	PART No.	C-14430 TO C-14435 & C-14440 TO C-14445
-----------	---------------	----------	-----------------------------------------



PART NO.	A	B	C	D	E	F	G	H	J	K	L	M
C-14430	17.000	4.000	1	1.250	1.375	7.500	-----	60	29	14.500	2.000	7
C-14431	17.000	8.000	4	5.000	1.500	7.500	3.000	150	29	14.500	-----	9
C-14432	17.000	16.000	10	12.500	1.750	7.500	7.000	330	29	14.500	-----	9
C-14433	22.000	8.000	4	5.000	1.500	10.000	3.000	200	39	19.500	-----	9
C-14434	22.000	16.000	10	12.500	1.750	10.000	7.000	440	39	19.500	-----	9
C-14435	22.000	4.000	1	1.250	1.375	10.000	-----	80	39	19.500	2.000	7
C-14440	17.000	4.000	-----	-----	-----	7.500	-----	-----	-----	-----	2.000	7
C-14441	17.000	8.000	-----	-----	-----	7.500	3.000	-----	-----	-----	-----	9
C-14442	17.000	16.000	-----	-----	-----	7.500	7.000	-----	-----	-----	-----	9
C-14443	22.000	8.000	-----	-----	-----	10.000	3.000	-----	-----	-----	-----	9
C-14444	22.000	16.000	-----	-----	-----	10.000	7.000	-----	-----	-----	-----	9
C-14445	22.000	4.000	-----	-----	-----	10.000	-----	-----	-----	-----	2.000	7